

# Earl Grey Diamond Mosaic Mystery

By Nan Baker

## Introduction

We begin a new mystery quilt, **Earl Grey Diamond Mosaic**, by Nan Baker. Invoking the grandeur of the old world in a bold and beautiful setting and using a modern color palette, Nan has created a design that is sure to stand the test of time. You won't want to pass up the opportunity to make this stunning quilt.







Nan's grey, yellow, and black colors make a striking quilt. However, any three-color combination will work. The key is your choice for the mixed-color prints. Refer to the color key below for the fabrics she used and choose fabrics that will contrast similarly well.

— *Needle Spot*

## Part 1

To start your mystery quilt, get a box of Earl Grey Tea and brew a cup. You can enjoy this tea the whole time you are working on this quilt! Take a sip while gathering your fabrics and then start cutting! Find a lovely box to store your fabrics from month to month.

— *Nan*

Color Guide		
Fabric A	Black	
Fabric B	Light Grey	
Fabric C	Grey Floral	
Fabric D	Yellow	
Fabric E	Yellow Print	
Fabric F	Yellow-Grey Floral	

## Fabric Requirements

Finished size: 52-1/2" x 64-1/2".  
42" wide quilting cottons recommended.

The fabrics listed make the entire quilt.

For this mystery quilt, Nan used the **Earl Grey Tea** collection by **Island Batik**. The manufacturer numbers for the exact fabrics she used are in parentheses.

- 3 yds black (Fabric A) for squares, rectangles, triangles, and borders
- 1/2 yd light grey (Fabric B) for squares and triangles (IS14U - Y1)
- 1 yd grey floral (Fabric C) for triangles (IS14K - Y1)
- 1/2 yd yellow (Fabric D) for triangles (Daffodil)
- 2/3 yd yellow print (Fabric E) for triangles (IS14P - Y1)
- 1/2 yd yellow-grey floral (Fabric F) for triangles (IS14H - Y1)
- 3-1/2 yds fabric for backing (Basics - Smoke)
- 5/8 yd fabric for binding (BE22 - E1)
- 60" x 72" piece of batting (twin size)

